

Unit 17

17.1 WOR and WR

Read the words. Highlight the phonograms **wor** and **wr**.

word

work

world

worm

worship

worst

worth

write

wrap

wrench

wring

wrote

wrong

wrist

Level C

17.1C-1 Advanced Phonogram

Read each sentence. Highlight the phonogram that says its advanced sound.

At camp we love to use the kayaks.

The taco seasoning needs more cayenne.

The fruit salad has grapes, pineapple, and papaya.

17.1C-2 Advanced Phonogram e

Read the sentences. Highlight the phonogram that says its advanced sound.

Megan went to a café with her fiancé.

The chef will sauté mushrooms to add to the soufflé.

17.2-1 Silent Final E Discovery Part 1

Step 1 Read the words.

Step 2 Mark single-letter short vowels with a breve. Mark single-letter long vowels with a line. Underline multi-letter vowels.

Step 3 Do you see a problem with how these words are spelled?

hav

clu

serv

blu

giv

glu

mauv

tru

17.2-2 Silent Final E Discovery Part 2

Step 1 Listen as your teacher reads the words aloud.

Step 2 Mark single-letter short vowels with a breve. Mark single-letter long vowels with a line. Underline multi-letter vowels.

Step 3 Do you see a problem with how these words are spelled?

fenc

larg

voic

charg

sauc

surg

sinc

orang

17.2-3 Silent Final E

Step 1 Mark single-letter short vowels with a breve. Mark single-letter long vowels with a line. Underline multi-letter vowels.

Step 2 Double underline the silent final E.

Step 3 Highlight the reason(s) for the silent final E.

Step 4 In the blank, write if there are one or two reasons for the silent final E.

gate _____

due _____

curve _____

rice _____

stage _____

argue _____

dance _____

olive _____

age _____

weave _____

grace _____

value _____

strange _____

huge _____

serve _____

mice _____

cue _____

carve _____

page _____

solve _____

face _____

hope _____

trace _____


gouge _____

17.3 C or K


Look at the picture. Decide if the word is spelled with a C or a K.




bi__e



sli__e



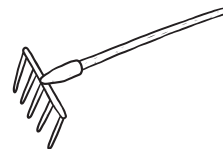
fen__e



di__e



ra__e



ra__e



ri__e



sha__e

17.4 Adding Suffixes to Silent Final E Words

Add the suffix to each word.

1. ride + er = _____
2. care + less = _____
3. care + ful = _____
4. type + ist = _____
5. move + er = _____
6. shave + ing = _____
7. drive + er = _____
8. argue + ment = _____
9. argue + ed = _____
10. true + est = _____
11. table + s = _____
12. write + er = _____
13. brave + est = _____
14. chore + s = _____
15. nerve + ous = _____

Spelling List 17

Level ____

Spelling Words	Part of Speech	Plural, Past Tense
1.		
2.		
3.		
4.		
5.		
6.		
7.		
8.		
9.		
10.		
11.		
12.		
13.		
14.		
15.		

17.8-1 Matching the Pronoun to the Person

Write the subject pronouns that are used with each person in the blanks.

First Person

Second Person

Third Person

17.8-2 First, Second, or Third Person

Highlight the subject pronoun. If the sentence is written in first person, write **1st** in the blank. If it is written in second person, write **2nd** in the blank. If it is written in third person, write **3rd** in the blank.

1. _____ He bought four new shirts.
2. _____ I saw a wild raccoon.
3. _____ You found the camera.
4. _____ She asked, "Where is the party?"
5. _____ We visited the Grand Canyon.
6. _____ They grow like weeds.

17.8-3 Object Pronouns

Rewrite each sentence, replacing the word(s) in bold with the appropriate object pronoun.

1. The author sold **Isabella and Skylar** a signed book.

2. James balanced **the blocks**.

3. Logan and Ella practiced **the music**.

4. The officer warned **Violet**.

5. The coach's pre-game speech inspired **Carter**.

6. Hazel disliked **the high-pitched sound**.

Level A

17.8A Parts of Speech

Label the parts of speech as your teacher writes them on the board.

They learned a difficult lesson.

Madison, Harper, and Evelyn loved it.

Mother gave her seven birthday presents.

Level B

17.8B Parts of Speech

Label the parts of speech as your teacher writes them on the board.

The hawks, skunks, and ostriches amazed them.

Jack, Owen, and Jayce value peace.

The waitress served them chocolate milk.

Level C

17.8C Parts of Speech

Label the parts of speech as your teacher writes them on the board.

He communicated the scientific results.

They protested the government's restrictive laws.

The decorative café attracted us.

17.10 Pronouns

Rewrite each sentence, replacing the word(s) in bold with the appropriate pronoun.

1. **Shay and Rachel** completed **the homework**.

2. Mother bought **Kaylee** a new coat.

3. Ray's sisters hung **the large concert posters** up.

4. **My grandparents** sold the cabin.

5. Alexis passed **Max** the rule book.

Level A

17.11A The Prefix mis-

Write the new words formed by adding the prefix. What does **mis-** mean?

1. mis + understand = _____

2. mis + lead = _____

3. mis + trust = _____

4. mis + used = _____

5. mis + calculate = _____

6. mis + address = _____

7. mis + behave = _____

8. mis + count = _____

9. mis + print = _____

10. mis + heard = _____

11. mis + label = _____

12. mis + laid = _____

13. mis + take = _____

14. mis + place = _____

15. mis + quote = _____

16. mis + report = _____

17. mis + treat = _____

mis- means _____

Level B

17.11B Suffixing

Add the suffix to each word.

1. continue + ed _____

2. average + ing _____

3. peace + ful _____

4. serve + ice _____

5. detect + ive _____

6. voice + s _____

7. amaze + ing _____

8. amaze + ment _____

9. remove + er _____

10. challenge + ing _____

11. approach + ed _____

12. manage + er _____

13. manage + ment _____

14. chocolate + s _____

15. express + ive _____

Level C

17.11C-1 -ence or -ance

Step 1 Highlight the last three letters in the words in the left column.

Step 2 Highlight the suffix -ence or -ance in the words in the right column.

Step 3 What is the pattern?

Step 4 Complete the spelling for the remaining words.

divergent

existent

attendant

extravagant

malevolent

arrogant

violent

dependent

benevolent

persistent

tolerant

abundant

prominent

resistant

innocent

divergence

existence

attendance

extravagance

Level C

17.11C-2 Discover the Root

Highlight the suffix **-ive** or **-itive**. Then remove the suffix and write the root.

1. communicative *communicate* _____
2. restrictive _____
3. decorative _____
4. narrative _____
5. constructive _____
6. reflective _____
7. possessive _____
8. protective _____
9. instructive _____
10. secretive _____
11. connective _____
12. destructive _____
13. excessive _____
14. subjective _____
15. supportive _____
16. defective _____
17. additive _____
18. competitive _____

17.13 Writing Strong Sentences

Change the gray, bold words into pronouns. Add an adjective to describe the black bold words. You may think of your own adjective or choose one from the list. Rewrite the sentence on the lines.

truck's

back

strong

cold

top

second

side

raging

bottom

wrong

wild

large

middle

neighbor's

front

third

1. **The flags** flapped in the **wind**.

2. Jack put **the helmets** on the **shelf**.

3. Sue planted **bushes** in the **yard**.

4. **Winston and Jesse** worked on the **wheel**.

Check Your Understanding 17

Phonograms

Write the phonograms as your teacher dictates them.

- | | | | |
|----------|-----------|-----------|-----------|
| 1. _____ | 8. _____ | 15. _____ | 22. _____ |
| 2. _____ | 9. _____ | 16. _____ | 23. _____ |
| 3. _____ | 10. _____ | 17. _____ | 24. _____ |
| 4. _____ | 11. _____ | 18. _____ | 25. _____ |
| 5. _____ | 12. _____ | 19. _____ | |
| 6. _____ | 13. _____ | 20. _____ | |
| 7. _____ | 14. _____ | 21. _____ | |

Spelling Rule

Highlight the reason for the Silent E in each word. Then sort the words by writing them in each column that applies. (Hint: some words will be written in two columns.)

have

blue

voice

cave

bike

give

ice

stage

cage

place

argue

rice

kite

large

curve

<i>The vowel says its long sound because of the E.</i>	<i>English words do not end in V or U.</i>	<i>The C says /s/ and the G says /j/ because of the E.</i>

Syllables

Highlight the vowels in yellow. Count the number of syllables. Read the word. Write the number of syllables on the line next to the word.

service _____

avenue _____

mistaken _____

mistake _____

under _____

cake _____

trace _____

bite _____

grave _____

misplace _____

Grammar

Highlight each sentence written in first person with pink. Highlight each sentence written in second person with blue. Highlight each sentence written in third person with yellow.

1. Shay's warm smile cheered them up.
2. I run at the track.
3. You spoke to your mom yesterday.
4. He is confident in his baseball skills.
5. Today you need to read the book.
6. Next week I will ride in a fire truck.
7. They sold cakes at the fair.

Dictation

1. _____

2. _____

3. _____

4. _____

5. _____

6. _____

7. _____

8. _____

9. _____

10. _____
