

ASSESSMENT F

Area	Skill	Mastery
Systematic Phonics	Identify the short vowel sounds of the six single-letter vowels. Read short vowel sounds marked with a breve. Identify the second sound of the six single-letter vowels as a long sound. Read long vowel sounds marked with a macron. Identify the broad vowel sounds for A, O, and U. Read broad vowel sounds marked with two dots.	2
	Read the sounds of the multi-letter phonograms sh , th , ck , igh , ch , ee , er , wh , oi , oy , ai , ay , ng , ar , or .	1
Handwriting	Write uppercase L, X, Z.	2
Comprehension	Demonstrate understanding of a sentence the student has independently decoded.	2
Fluency	Read high-frequency words	2

Skills with a 1 should be mastered before students move on to the next lesson. For skills marked with a 2, students should demonstrate familiarity but not necessarily answer all the questions correctly. These skills will be practiced extensively in the upcoming lessons.

Systematic Phonics

Short, Long, and Broad Vowels


F1 Short, Long, and Broad Vowels – page 165

I will read a vowel sound. Put your finger on it. Then follow my instruction.

/ă/, broad /ă/. Circle broad /ă/.

/ī/ long /ī/. Underline long /ī/.

/ö/ broad /ö/. Put an X on broad /ö/.



Teacher Tip

Alternatively, ask the student to read each of the sounds.

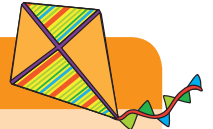
Handwriting

Handwriting

F2 Handwriting – page 166

Write one of each phonogram on your favorite line size.

Multi-Sensory Fun



If the student is not ready to write on paper, show the student the phonogram card and have him write the phonogram on a whiteboard or in a sensory box.

Systematic Phonics

Phonogram Assessment

Ask the student to read each of the following phonogram cards: sh, th, ck, igh, ch, ee, er, wh, oi, oy, ai, ay, ng, ar, or.

Basic Phonogram Flash Cards

sh	th	ck	igh	ch	ee
er	wh	oi	oy	ai	ay
ng	ar	or			

What's That Phonogram?

F3 What's That Phonogram? – page 167

On your page are groups of four phonograms. I will say a phonogram's sound(s). Color the phonogram with your highlighter.

1. /wh/
2. /ī/ three-letter /ī/
3. /är/
4. /or/
5. /ng/

Highlighter

Comprehension

Reading

F.4 What Will The Pup Do? – pages 168-169

Cut out the pictures. Read each sentence. Choose the picture that is best described.

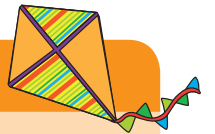
Fluency

High-Frequency Words

F.5 High-Frequency Words – page 171

Read each word.

Multi-Sensory Fun



Write the words on a whiteboard. Erase each one as the student reads it correctly.

Practice Ideas

Short, Long, and Broad Vowel Sounds

“Broad U” on page 177 in the Teacher’s Manual

“Long, Short, and Broad Vowels” on page 188

Handwriting

Using the Tactile Cards, reteach how to write any of the phonograms which are difficult. Break down each step and have the student repeat the short, bold directions aloud.

“Optional Blind Writing” on page 49

“Phonogram Baseball” on page 66

“Phonogram Challenge” on page 91

“Phonogram Practice: Sensory Writing” on page 171

“Phonogram Finger Painting” on page 189

Phonograms

“Phonogram Game: Go Fish” on page 80

“Timed Phonogram Reading” on page 86

“Phonogram Game: Last One!” on page 98

“Phonogram Boat Race” on page 102

“Phonogram Practice: Speed Writing” on page 125


“Phonogram Slap” on page 130

“Phonogram Memory” on page 142

“Phonogram Tight Rope” on page 184

High-Frequency Words

“Fox in the Hen House” on page 195



Teacher Tip

Students who struggle with handwriting should practice writing using large motor movements. It is also beneficial for these students to recite the bold, rhythmic directions aloud when writing.

ASSESSMENT F

Name _____

F.1 Short, Long, and Broad Vowels

ä

ë


ö

ī

ü

F.2 Handwriting

Name _____

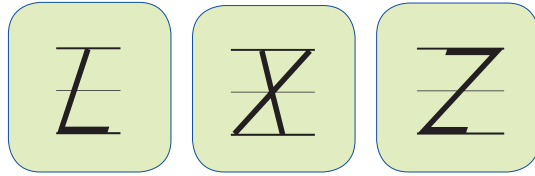


Handwriting practice lines consisting of multiple sets of four horizontal lines (top blue, middle blue, bottom blue, and bottom green) for practicing cursive writing.

SAMPLE OF CURSIVE WORKBOOK

F.2 Handwriting

Name _____



Handwriting practice lines consisting of multiple sets of blue top and bottom lines with a green middle line. A large, diagonal watermark reading "SAMPLE OF MANUSCRIPT WORKBOOK" is overlaid across the page.

F.3 What's That Phonogram?

Name _____

1. sh th wh ar

2. igh ay or ai

3. ar or oi igh

4. th wh or ar

5. n sh m ng

F.4 What Will The Pup Do?

Name _____

The bell on the clock will ring.

The pup will ride her bike.

The pup will push the cart with eggs
and a duck on top.

She will take a bath with her duck.

The pup will push the cart full of
bones with a ball on top.

The pup will hang up a star.

She will make a wish.

The pup will take a call.

F.4 What Will The Pup Do?

Name _____



F.5 High-Frequency Words

Name _____

these

take

small

ride

push

when

ball

long

white

name

put

which